

Part A - Dueling Banjos

The image displays six staves of musical notation for the piece "Part A - Dueling Banjos". Each staff consists of two five-line staves representing the strings of a banjo. The notation includes various fret numbers (0, 1, 2, 3) and fingerings (T, I, M). The first staff begins with a rest on the top string and a 0 on the bottom string, followed by a triplet of 0s on the bottom string. The second staff features a triplet of 0s on the top string and a triplet of 0s on the bottom string, with fingerings M, M, M and T, I, M, M, M. The third staff shows a triplet of 0s on the top string and a triplet of 0s on the bottom string, with fingerings T, I, T, T, T, T. The fourth staff has a triplet of 0s on the top string and a triplet of 0s on the bottom string, with fingerings I, T, T and T, I. The fifth staff contains a triplet of 3s on the top string and a triplet of 0s on the bottom string, with fingerings T, T, T, T, I, T, T. The sixth staff starts with a rest on the top string and a 0 on the bottom string, followed by a triplet of 0s on the bottom string, with fingerings T, T, T, I, T.

Exercise 4

Musical notation for Exercise 4, a three-measure exercise on a five-line staff. The notes are: Measure 1: 0 (open), 0 (open), 0 (open), 0 (open); Measure 2: 0 (open), 2 (second fret), 0 (open), 1 (first fret); Measure 3: 0 (open), 1 (first fret), 0 (open). Fingerings are indicated below the staff: T I M T I I I M I I.

Exercise 5

Musical notation for Exercise 5, a three-measure exercise on a five-line staff. The notes are: Measure 1: 0 (open), 5 (fifth fret), 0 (open), 0 (open); Measure 2: 5 (fifth fret), 7 (seventh fret), 5 (fifth fret), 6 (sixth fret); Measure 3: 5 (fifth fret), 6 (sixth fret), 5 (fifth fret). Fingerings are indicated below the staff: T I M T I I I M I I.

Exercise 6

Musical notation for Exercise 6, a three-measure exercise on a five-line staff. The notes are: Measure 1: 0 (open), 7 (seventh fret), 0 (open), 0 (open); Measure 2: 7 (seventh fret), 9 (ninth fret), 7 (seventh fret), 8 (eighth fret); Measure 3: 7 (seventh fret), 8 (eighth fret), 7 (seventh fret). Fingerings are indicated below the staff: T I M T I I I M I I.

Exercise 7

Musical notation for Exercise 7, a three-measure exercise on a five-line staff. The notes are: Measure 1: 0 (open), 0 (open), 0 (open), 0 (open); Measure 2: 0 (open), 0 (open), 2 (second fret), 4 (fourth fret); Measure 3: 0 (open), 0 (open), 2 (second fret), 0 (open), 0 (open), 1 (first fret). Fingerings are indicated below the staff: M T M T M T M T T I M T.

Part B - Dueling Banjos

The musical notation consists of seven systems, each with a five-line staff. The notes are represented by stems with flags, and fret numbers are indicated above the notes. Picking patterns are indicated by letters M (middle), T (thumb), and I (index) below the notes. Some notes are beamed together, and some have slurs. The notation is as follows:

- System 1: Staff 1 has a whole note on the 4th line. Staff 2 has notes on the 4th line (0), 3rd line (0), 2nd line (2), 1st line (0), 1st line (1), 1st line (0), 1st line (1), 1st line (0). Picking: T I, M T, I I, I, M I, I.
- System 2: Staff 1 has a whole note on the 4th line. Staff 2 has notes on the 4th line (0), 3rd line (0), 2nd line (2), 1st line (0), 1st line (1). Picking: T I, M T, I I, I.
- System 3: Staff 1 has notes on the 1st line (0), 1st line (1), 1st line (0). Staff 2 has a whole note on the 4th line. Staff 3 has a whole note on the 4th line. Staff 4 has notes on the 4th line (0), 3rd line (5). Picking: M I, I, T I.
- System 4: Staff 1 has notes on the 4th line (5), 3rd line (7), 2nd line (5), 2nd line (6). Staff 2 has notes on the 2nd line (5), 2nd line (6), 1st line (5). Staff 3 has a whole note on the 4th line. Picking: M T, I I, I, M I, I.
- System 5: Staff 1 has a whole note on the 4th line. Staff 2 has notes on the 4th line (0), 3rd line (0), 2nd line (2), 1st line (0), 1st line (1), 1st line (0). Picking: T I, M T, I I, I, M I, I.
- System 6: Staff 1 has a whole note on the 4th line. Staff 2 has notes on the 4th line (0), 3rd line (7), 1st line (9), 1st line (7), 1st line (8). Picking: T I, M T, I I, I.
- System 7: Staff 1 has notes on the 2nd line (7), 1st line (8), 2nd line (7). Staff 2 has a whole note on the 4th line. Staff 3 has notes on the 4th line (0), 1st line (2), 1st line (0). Picking: M I, I, T I, M, M I, M I.

Part B Continued

0 0 2 0 0

T I M M I

0 1 3 0 1 2 0 0 2

T I T T T T I T T

0 1 3 0 1 2

T I T T T T

0 0 2

I T T

0 0 0 0 0 0 2 0 0

M T M T M T M T T I M T

Exercise 8

Musical notation for Exercise 8. The staff shows a sequence of notes: 0, 0, 2, 0, 0, 0, 1. The notes are grouped as follows: (0), (0), (2, 0, 0), (0), (1). Fingering is indicated by letters M, T, I, M, T, I below the notes. A thick black bar is drawn under the notes 2, 0, 0.

Exercise 9

G

Musical notation for Exercise 9. The staff shows a sequence of notes: 2, 4, 0, 0, 0, 0, 3, 2, 0. The notes are grouped as follows: (2, 4), (0), (0), (0), (0), (3, 2), (0). Fingering is indicated by letters T, I, M, T, M, I, T, M, T below the notes. A thick black bar is drawn under the notes 2, 4.

Exercise 10

Musical notation for Exercise 10. The staff shows a sequence of notes: 0, 3, 2, 0, 0, 0, 3, 2, 0. The notes are grouped as follows: (0), (3, 2), (0), (0), (0), (3, 2), (0). Fingering is indicated by letters T, I, M, T, M, I, T, M below the notes. A thick black bar is drawn under the notes 3, 2.

Exercise 11

D

Musical notation for Exercise 11. The staff shows a sequence of notes: 0, 2, 3, 0, 3, 0, 0. The notes are grouped as follows: (0), (2, 3), (0), (3), (0), (0). Fingering is indicated by letters T, I, M, T, I, M, T below the notes. A thick black bar is drawn under the notes 2, 3.

Exercise 12

Musical notation for Exercise 12. The staff shows a sequence of notes: 2, 3, 0, 2, 3, 0, 3, 2, 0, 0. The notes are grouped as follows: (2, 3), (0), (2, 3), (0), (3, 2), (0), (0). Fingering is indicated by letters I, M, T, M, T, I, M, T below the notes. A thick black bar is drawn under the notes 2, 3.

Exercise 13

G

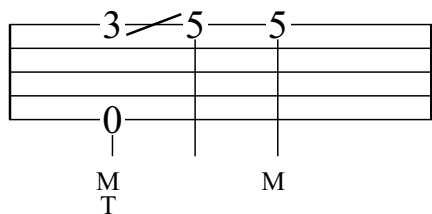
Musical notation for Exercise 13. The staff shows a sequence of notes: 0, 0, 2, 3, 0, 2, 0, 0. The notes are grouped as follows: (0), (0), (2, 3), (0), (2), (0), (0). Fingering is indicated by letters I, M, T, I, M, I, T, M, T below the notes. A thick black bar is drawn under the notes 2, 3.

Part C - Dueling Banjos

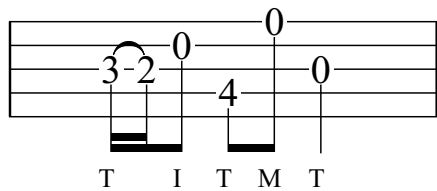
The musical score consists of six systems of guitar notation. Each system includes a treble clef, a key signature of one sharp (F#), and a 2/4 time signature. The notation includes fret numbers (0, 1, 2, 3) and chord names (C, G, D) placed above the staff. Fretting hand letters (M, T, I, M, T) are placed below the staff to indicate fingerings. The score is as follows:

- System 1:** Chord C. Fretting: M T I M T I T I M T I M T I M T I M T.
- System 2:** Chords G and D. Fretting: T I M T M I T M T T I M T I M T T I M T I M.
- System 3:** Chord G. Fretting: T I M T M I T M T I T M T I T M T I T M T I T M.
- System 4:** Chords C and G. Fretting: I T I M T I M T I M T I M T T I M T M I T M.
- System 5:** Chord D. Fretting: T T I M T I M T I M T I M T I M T I M T M T I M T.
- System 6:** Chord G. Fretting: I M T I M I T M T.

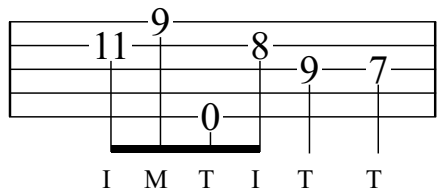
Exercise 14



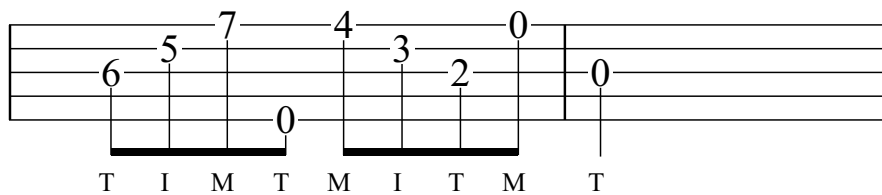
Exercise 15



Exercise 16



Exercise 17



Ending

Musical notation for the first line of the ending. The staff shows a G chord at the beginning. The notes are: 3 (finger 3), 5 (finger 5), 5 (finger 5), 3 (finger 3), 2 (finger 2), 0 (open), 0 (open), 3 (finger 3), 2 (finger 2), 0 (open), 0 (open). Fingerings below the staff are: M/T, M, T I M T, M I T M T, M/T.

Musical notation for the second line of the ending. The staff shows a G chord at the beginning. The notes are: 2-3 (finger 2-3), 0 (open), 2-3 (finger 2-3), 0 (open), 2-3 (finger 2-3), 0 (open), 2-3 (finger 2-3), 0 (open), 2-3 (finger 2-3), 0 (open), 2-3 (finger 2-3), 0 (open), 2-3 (finger 2-3), 0 (open), 2-3 (finger 2-3), 0 (open). Fingerings below the staff are: T I T M T, T I T M T, T I T M T, T I T M T, T I T M T, T I T M T.

Musical notation for the third line of the ending. The notes are: 3-2 (finger 3-2), 0 (open), 4 (finger 4), 0 (open), 0 (open), 11 (finger 11), 9 (finger 9), 8 (finger 8), 9 (finger 9), 7 (finger 7), 11 (finger 11), 9 (finger 9), 8 (finger 8), 9 (finger 9), 7 (finger 7). Fingerings below the staff are: T I T M T, M/T, I M T I T T, I M T I T T.

Musical notation for the fourth line of the ending. The staff shows chords A, D, and G. The notes are: 6 (finger 6), 5 (finger 5), 7 (finger 7), 0 (open), 4 (finger 4), 3 (finger 3), 2 (finger 2), 0 (open), 0 (open), 0 (open). Fingerings below the staff are: T I M T, M I T M, T.

Dueling Banjos - Complete Arrangement

Part A

The musical notation for Part A consists of six systems of five-line staves. Each system contains three measures of music. The notation includes fret numbers (0, 1, 2, 3) and fingerings (T, I, M) for the left hand. Some measures contain rests, represented by a short horizontal bar on the staff. The notation is as follows:

- System 1:** Measure 1: Rest. Measure 2: Fret 0 (T), Fret 1 (I), Fret 0 (T). Measure 3: Rest, Fret 0 (T), Fret 1 (I).
- System 2:** Measure 1: Fret 0 (M), Fret 2 (M), Fret 0 (M). Measure 2: Rest, Fret 0 (T), Fret 1 (I). Measure 3: Fret 0 (M), Fret 2 (M), Fret 0 (M).
- System 3:** Measure 1: Rest. Measure 2: Rest, Fret 0 (T), Fret 1 (I). Measure 3: Fret 3 (T), Fret 0 (T), Fret 1 (T), Fret 2 (T).
- System 4:** Measure 1: Fret 0 (I), Fret 0 (T), Fret 2 (T). Measure 2: Rest. Measure 3: Rest, Fret 0 (T), Fret 1 (I).
- System 5:** Measure 1: Fret 3 (T), Fret 0 (T), Fret 1 (T), Fret 2 (T). Measure 2: Fret 0 (I), Fret 0 (T), Fret 2 (T). Measure 3: Rest.
- System 6:** Measure 1: Rest. Measure 2: Fret 0 (T), Fret 0 (T), Fret 2 (T), Fret 0 (I). Measure 3: Fret 0 (T), Rest, Rest.

Part B - Continued

Musical staff 1 of Part B. The staff shows a sequence of notes with fret numbers 0, 2, and 0. Below the staff, the letters T, I, M, M, M are written under the notes. There are also some rests and a double bar line.

Musical staff 2 of Part B. The staff shows a sequence of notes with fret numbers 0, 1, 3, 0, 1, 2, 0, 0, 2. Below the staff, the letters T, I, T, T, T, T, I, T, T are written under the notes.

Musical staff 3 of Part B. The staff shows a sequence of notes with fret numbers 0, 1, 3, 0, 1, 2. Below the staff, the letters T, I, T, T, T, T are written under the notes.

Musical staff 4 of Part B. The staff shows a sequence of notes with fret numbers 0, 0, 2. Below the staff, the letters I, T, T are written under the notes.

Part C

Musical staff 1 of Part C. The staff shows a sequence of notes with fret numbers 0, 0, 0, 0, 0, 0, 2, 0, 0, 1, 1, 2, 1, 2. Below the staff, the letters M, M, M, M, M, M, T, I, M, T, I, T, I, M, T, I, M are written under the notes. A 'C' is written above the staff.

Musical staff 2 of Part C. The staff shows a sequence of notes with fret numbers 1, 2, 1, 2, 2/4, 0, 0, 0, 0, 3-2, 0, 0, 0, 0. Below the staff, the letters T, I, M, T, I, M, T, T, I, M, T, M, I, T, M, T, T, I, M, T, I, M are written under the notes. A 'G' is written above the staff.

Musical staff 3 of Part C. The staff shows a sequence of notes with fret numbers 2, 2, 0, 0, 3, 2, 0, 0, 3-2, 2-3, 0, 0, 2-3, 0, 0. Below the staff, the letters T, T, I, M, T, I, M, T, I, M, T, M, I, T, M, T, I, T, M, T, I, T, M are written under the notes. A 'D' is written above the staff.

Part C Continued

C

T I T M T I T M I T I M T I M T I M T

G D

T I M T M I T M T T I M T I M T I M T I M T

G

I M T M T I M T I M T I M I T M T

Ending

G G

M T I M T M I T M T M T T I T M T I T M

T I T M T I T M T I T M T I T M T I T M T M T

I M T I T T I M T I T T T I M T M I T M

T